



Power Conditioner User Manual

High Current

Power AMP	AV AMP
For equipments consumes power over the below figures, please use Bypass / High Current	
Gateway 3	1300W
S60A Pt	900W
MC40	800W
S30 MC	600W
MC 25	300W

Digital

DAC	Blu-ray Player
CD Player	Streamer

Analog

PRE AMP	TV / Projector
Phono AMP	Active Speakers
Integrated Amp	Soundbar

The information given in this document is correct at the time of print. Small production changes may arise due to our ongoing research and products improvement.

GATEWAY 3 Maximum continuous power 11000W




S 60A Maximum continuous power 8000W



MC40 Maximum continuous power 7000W



S30MC Maximum continuous power 4000W



MC25 Maximum continuous power 2200W



⚠ Important Safety Instructions

1. Read and follow Instructions—All safety and operating instructions should be read and followed before operating the device.
2. Water & Moisture—The device should never be used in, on or near water for risk of fatal shock.
3. Ventilation—The device should always be put in a place with proper ventilation. It should never be placed in a built-in installation or anywhere that may block the flow of air.
4. Heat—Never locate the device near heat sources such as radiators, floor registers, stoves or other heat-generating devices.
5. Periods Of Non-Use—The device should be unplugged when not being used for extended periods.



使用說明

電源處理器

High Current 高電流

後級

環繞聲擴音機

單件器材耗電量大於以下數值時，建議使用 Bypass / High Current 插位

Gateway 3	1300W
S60A Pt	900W
MC40	800W
S30 MC	600W
MC 25	300W

Digital 數碼

解碼

藍光機

CD播放機

串流播放器

Analog 模擬

前級

電視/投影機

唱頭放大器

有源喇叭


擴音機

Soundbar

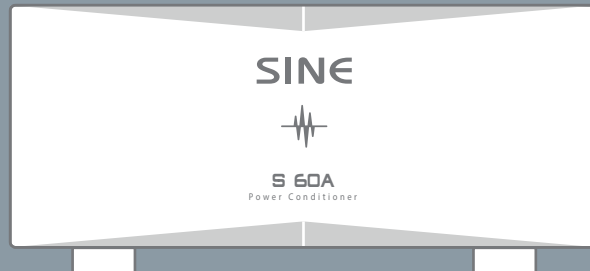
本手冊上的資料，如有出入，以英文版為準。另本公司會不時更新產品的零件及規格，以求完善產品。故最新的產品在規格上可能與本手冊的資料有所出入，敬希諒解。

sineworld.com


GATEWAY 3 最高連續功率11000W



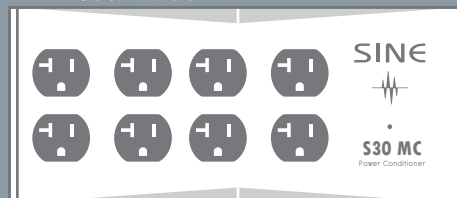
S 60A 最高連續功率8000W



MC40 最高連續功率7000W



S30MC 最高連續功率4000W



MC25 最高連續功率 2200W



⚠ 注意事項

請執行以下安全事項並正確使用器材，以免造成身體受傷、及財物損毀。

1. 使用本產品前，請仔細閱讀操作說明並遵循安全守則操作。
2. 確保本產品遠離水及濕氣，否則將可能引起漏電、火災或觸電。
3. 應把本產品放置在通風良好的地方使用。切勿放置在密封空間，阻止散熱。
4. 切勿將本產品靠近熱源，如散熱器、火爐，或其它能產生熱量的設備。
5. 若長時間不使用本產品，請拔下電源線。
6. 必須按照使用地區標準接好相線，不得以零線代替地線，以防關機後有迴路電。